



Estd. 1995

"Moulding Generation Through Quality Education"

**THE OXFORD HR. SEC. SCHOOL, SEHORE (M.P.)**

CBSE AFFILIATED (AFFILIATION No. - 1031246)

(RUN BY THE OXFORD SOCIETY)



HOLIDAY PRACTICE WORK  
GRADE - 1

**SESSION 2024 -25**

# **THE OXFORD HR. SEC. SCHOOL , SEHORE (M.P.)**

**Dear Parents,**

**Vacation is a time to reinvigorate and revive. However the duties of a student must not be forgotten either.**

**A balance, therefore between, recreation and work must be found to ensure a break that is productive as well as relaxing.**

**Holidays are meant for enjoyment and if this time is used for creative pursuits, it becomes a learning experience .**

**The holidays homework has been designed to be a meaningful and creative exercise. Do ensure the child is involved with your guidance.**



**Life Skills**

**Social Skills**

**Gross Motor  
Skills**

**Fine Motor  
Skills**

**Language  
Skills**

**A superhero**

**CHILD !!!**





**LET US SING LOUDLY.....**

**Despite the hot sun,**

**We can still have a lot of fun, Summer is  
.....ice –cream scoops, Whenever our spirits  
droops, Watermelons and jellies,**

**To joyfully fill our bellies,**

**In my head , I can hear a humming, Soon, summer  
vacation is coming.....**



**Wishing all of you a very joyful , safe & fun  
packed summer break. Lots of love and best  
wishes**

- \*Letter formation
- \*Vocabulary building
- \*Phonemic Awareness

## English



Put the words in correct order



A) book has boy. The a

---

B) in. live house red a We

---



C) .cat My black is

---

D) your bike? this is

---







E) am! happy I

---

# NOUNS



Put the word in the correct box

 Persons	 Places	 Thing	 Animals

DOG	GOA	MAN	PEN	PARK	HAT
CAT	BOY	FARM	BEAR	BOOK	JUDGE

- \* Critical thinking
- \* Fine Motor Skills
- \* Phonemic Awareness



# Mathematics

\*Critical Thinking  
\* Logical Reasoning  
\* Problem - Solving

## Instructions:

1. Write counting from 201 to 500 five times.
2. Write number names from 1 to 100 two times.
3. Solve the worksheets attached.
4. Write the work neatly in thin small square notebook.

## Worksheet 1

Read the passage carefully and answer the questions.

Lina is going on a family picnic. Mum is packing the bag for a day. One bag can have only 10 items. Lina puts in her favourite packet of biscuits. Mum packs her mouth freshner bottle. “Here are two boxes of disposable glasses”, says Dad. Lina says, “Here are my two favourite juice bottles”. Mum packs three sandwiches and an umbrella.

Q1. Write the total number of juice bottles and packets of biscuits.

Ans: \_\_\_\_\_

Q2. How many disposable glasses does Dad pack?

Ans: \_\_\_\_\_

Q3. What did Mum pack for herself?

Ans: \_\_\_\_\_

Q4. Write the total number of sandwiches and umbrella.

Ans: \_\_\_\_\_

Q5. Who packed the maximum number of items?

Ans: \_\_\_\_\_



\* Basic Mathematical Concepts

\* Shapes and Colours

# Patterns



Complete the pattern by drawing pictures!

Cloud, Sun, Cloud, [ ] [ ] [ ]

Star, Moon, Star, [ ] [ ] [ ]

Fish, Fish, Fish, [ ] [ ] [ ]

Circle, Two overlapping circles, Circle, [ ] [ ] [ ]

Tennis ball, Tennis racket, Tennis ball, [ ] [ ] [ ]

Stick figure boy, Stick figure girl, Stick figure boy, [ ] [ ] [ ]

1 dot, 2 dots, 3 dots, [ ] [ ] [ ]



## My Body

Write any function of the given body part:

eyes: \_\_\_\_\_

nose: \_\_\_\_\_

ears: \_\_\_\_\_

fingers: \_\_\_\_\_

mouth: \_\_\_\_\_

hand: \_\_\_\_\_

leg: \_\_\_\_\_

*Did you know?*

*Our eyes are always the same from birth.*



Meet my friends. Answer their questions.



1. I am John. I am eating. Which body part/parts am I using?

2. I am Mohan. I am skipping. Which body part/parts am I using?



3. I am Sita. I am writing. Which body part/parts am I using?

4. I am Rohan. I am playing football. Which body part/parts am I using?



**Skill:** Functions of parts of our body

- \*Critical Thinking
- \* Logical Reasoning
- \* Problem - Solving

## Hindi

- कार्य सुन्दर लिखाई में करें।
- सूरज देव अगन बरसाए , पशु -पंछी मानव कुम्हलाए।

प्यासे पंछी मर न जाँँ , आओ इनकी प्यास बुझाँँ।

ग्रीष्मावकाश में आप प्रतिदिन सुबह उठकर अपने घर की छत पर अथवा घर के आँगन में पशुपक्षियों के लिए दाना और पीने के लिए पानी अवश्य रखिए।

1 नीचे दिए गए चित्र में पशु-पक्षियों के अलग-अलग अम्मा दिए हैं। उन्हें पहचानकर उनके नाम लिखिए।



क) \_\_\_\_\_  
\_\_\_\_\_

ख) \_\_\_\_\_  
\_\_\_\_\_

ग) \_\_\_\_\_  
\_\_\_\_\_

घ) \_\_\_\_\_  
\_\_\_\_\_

ङ) \_\_\_\_\_  
\_\_\_\_\_

च) \_\_\_\_\_  
\_\_\_\_\_

छ) \_\_\_\_\_  
\_\_\_\_\_

ज) \_\_\_\_\_  
\_\_\_\_\_

- \* Critical Thinking
- \* Logical Reasoning
- \* Vocabulary Building
- \* Writing Skills

नीचे दिए गए शब्दों के सामने समान तुक वाले शब्द लिखिए। उदाहरण:- जल-हल , खाना-गाना



क) कव

- \_\_\_\_\_

ख) चमक

- \_\_\_\_\_

ग) माला

- \_\_\_\_\_

घ) छाता

- \_\_\_\_\_

ङ) सपना

- \_\_\_\_\_

च) कार

- \_\_\_\_\_

छ) राजा

- \_\_\_\_\_

ज) महल

- \_\_\_\_\_

\* Thinking Skills

\* Logical Reasoning



# Art can communicate information



Ducks are social creatures and often form close bonds with other ducks. So, let's create a close bond with art by making **Duck paper plate craft**. (A reference image is given below)



- \* Think Creatively to broaden the imagination
- \* Develop Fine Motor Skills
- \* Develop patience and concentration





"Moulding Generation Through Quality Education"  
**THE OXFORD HR.SEC. SCHOOL, SEHORE (M.P.)**

CBSE AFFILIATED (AFFILIATION No. - 1031246)

(RUN BY THE OXFORD SOCIETY)

# Let's Make a Sandwich

Cut the pictures and arrange each of the ingredients to make a healthy sandwich



- \*Think Creatively to broaden the imagination
- \*Develop fine Motor Skills



# VISUAL LEARNING

Look at the pictures and narrate a story to your child



- \* Think Creatively to broaden the imagination
- \* Become flexible and find new solutions to problems they might face.



# Happy Summer !!!

May the holiday season fill your home with joy,  
your heart with love, and your life with laughter..

Wish you good health and quality time this  
summer !!

